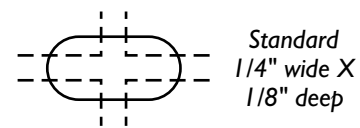


All shaped punches are supplied with 2 keyways.

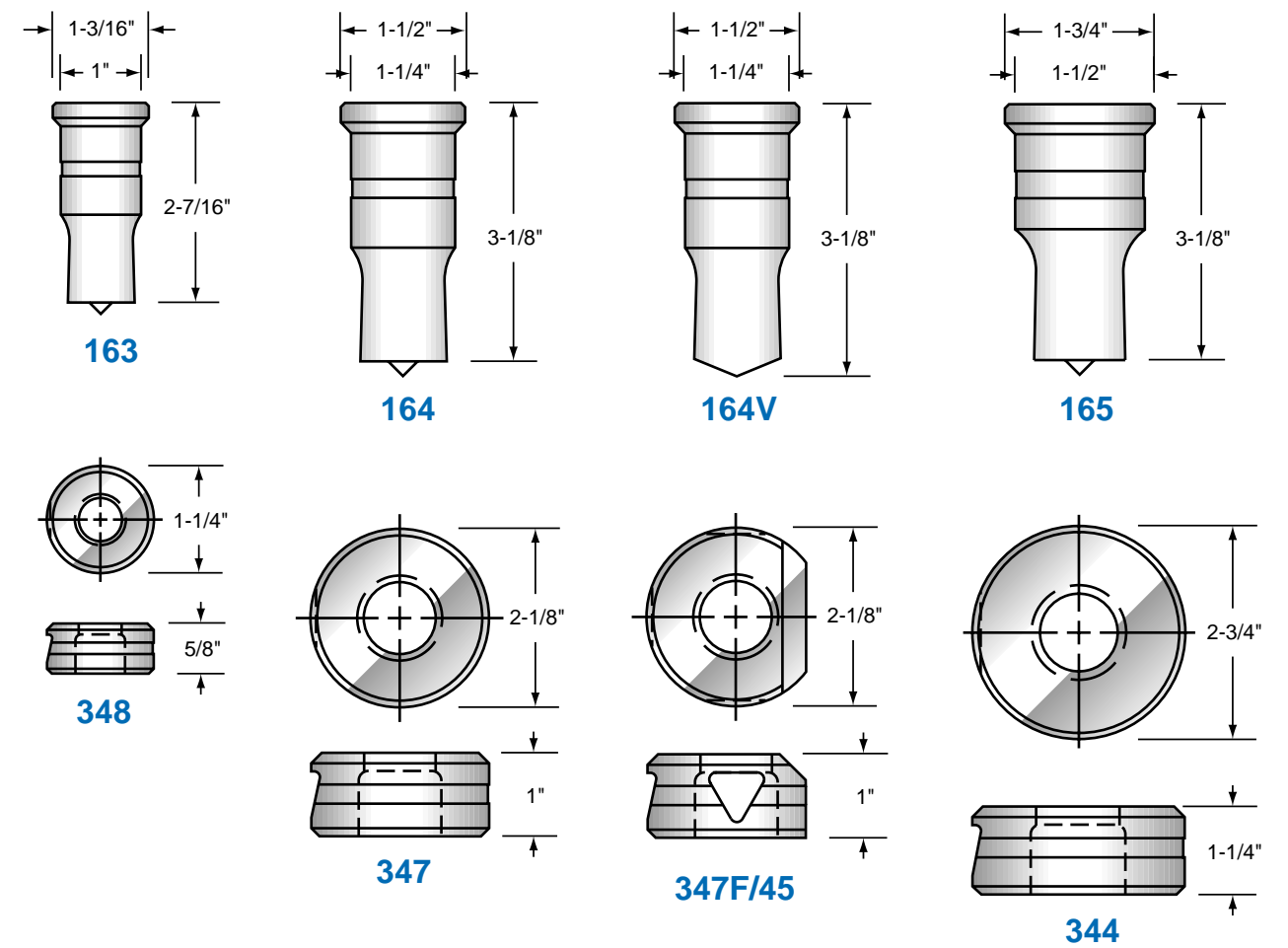


Punch

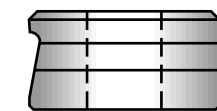
#252 = #163
#272 = #164
#274 = #164V
#282 = #165
#162 = #128
#292-PIB = #168 (FPB -1500 Tooling)
#400 = #167

Die

#241 = #348
#271 = #347
#281 = #319
#291 = #391 (FPB -1500 Tooling)
#401 = #344
#403 = #343
#781 = #390

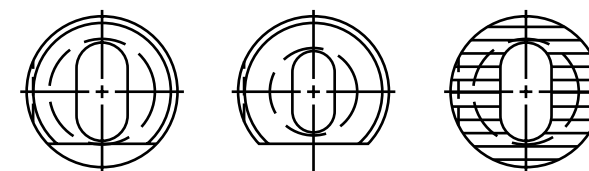


Straight or smoothbore available upon request.

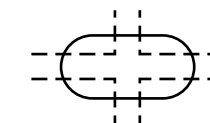


No counterbore.

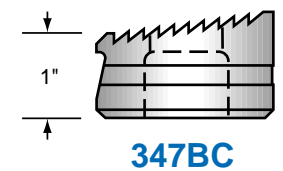
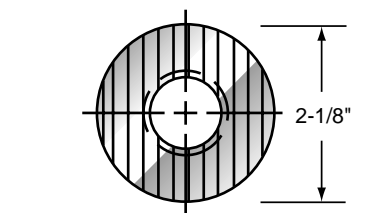
PEDDINGHAUS standard position in relation to bevel, flat or corrugation.



All shaped punches are supplied with 2 keyways.



Standard 1/4" wide X 1/8" deep



Bevel-corrugated available in all die styles.